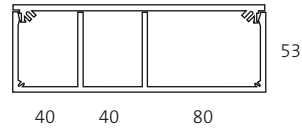


Technical information

Supply ducts

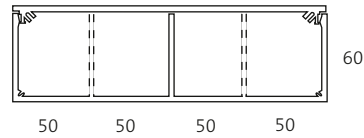
17445

Supply duct 17445 is divided into three separate ducts; the wide duct for gas pipes, the centre duct for heavy current, and the third for low current. The most appropriate position for the supply duct is so that the gas pipes come at the far end by the side wall.



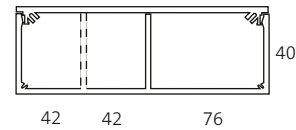
17446

Supply duct 17446 is divided into two separate ducts, but using partition walls, can be divided into three or four ducts. It is important however that the gas pipes are installed in their own duct. The most appropriate position for the supply duct is so that the gas pipes come at the far end by the side wall.



17448

Supply duct 17448 is divided into two separate ducts, but using a partition wall, can be divided into three ducts. The wide duct for gas pipes, centre duct for heavy current, and the third for low current. The most appropriate position for the supply duct is so the gas pipes come at the far end by that the side wall. Suitable for use with ELG ed.2 (18565).



17449

Supply duct 17449 is divided into one duct and can be used for an optional media, gas pipe or electricity. It is important however that gas pipes and electrical cables are not placed in the same duct.

